


The law says: no one can hurt you (or threaten to hurt you) – even if that person is a relative or someone you know.



The court can order the other person to:

- ▶ Stay away from you, your work, school, and home
- ▶ Not bother you or your children
- ▶ Move out of your home
- ▶ Pay for child support and decide where the kids will stay

To ask for a court order:

1 Fill out court forms to explain your situation to the court. You can get the forms at:

- Any courthouse or law library, or
- www.courtinfo.ca.gov/selfhelp/protection/dv/dvforms.htm



4 Go to your court hearing to ask for an order that lasts longer. You may also ask for custody, support, or other orders you need.




5 If the court decides that you need protection, it will make a restraining order.




The clerk will give you 5 copies. Keep one with you – always. You may need to show it to the police. Give the other copies to someone at work, school, etc. Keep an extra copy in a safe place.

2 Take your completed forms to the court clerk. The court may give you a 7-day temporary order right away.



3 Have someone – not you – give (serve) the other person a copy of your forms. Ask the clerk for information about “serving.”



If you are in danger, call 911.